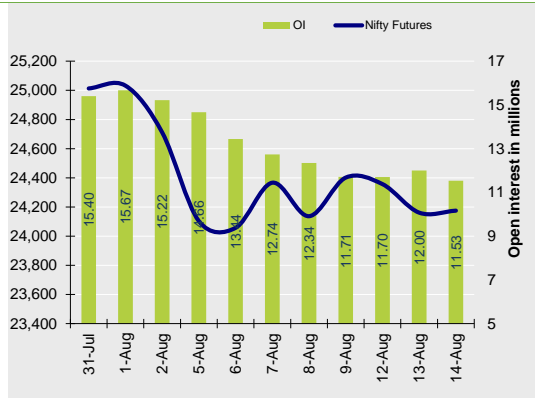


Nifty Snapshot

	Close	Prv Cl.	Ab chg	% chg
Spot	24,143.75	24,139.00	4.75	0.02
Futures	24,174.65	24,161.00	13.65	0.06
OI(mlshr)	11.53	12.00	-0.47	-3.89
Vol (lots)	180341	227964	-47623	-20.89
COC	30.90	22.00	8.90	40.5
PCR-OI	1.14	0.78	0.36	46.2

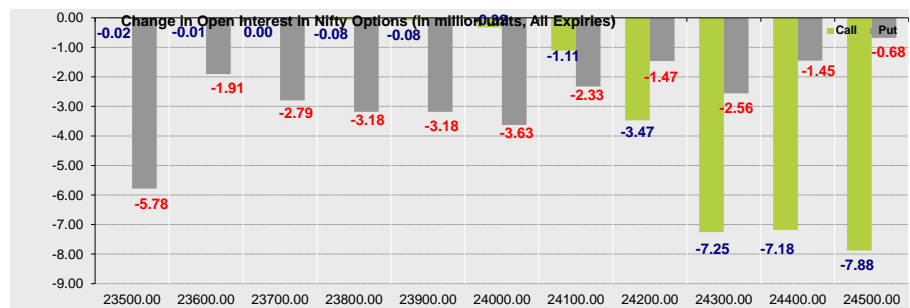
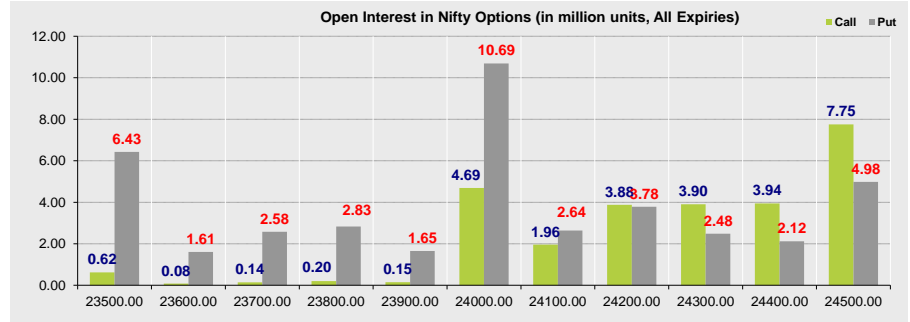
Nifty Futures Price v/s OI



Summary

- Indian markets closed on a flattish note where selling was mainly seen in Metals, Pharmaceuticals, Oil & Gas sectors. Nifty Aug Futures closed at 24174.65 (up 13.65 points) at a premium of 30.90 pts to spot.
- FII's were net sellers in Cash to the tune of 2595.27 Cr and were net sellers in index futures to the tune of 769.48 Cr.
- India VIX decreased by 4.40% to close at 15.44 touching an intraday high of 16.22.

Open Interest in Nifty Options:



Institutional Activity in previous trading session

(in Rs cr.)	Buy	Sell	Net
Index Futures	2396.44	3165.92	-769.48
Index Options	3714945.95	3739172.13	-24226.18
Stock Futures	23620.20	25303.33	-1683.13
Stock Options	47779.13	49178.96	-1399.83
FII Cash	14,970.00	17,565.27	-2,595.27
DII Cash	12,269.21	10,033.00	2,236.21

Net FII Activity (in Rs cr.)

Date	Idx Fut	Stk Fut	Idx Opt	Cash
14-Aug	-769.5	-1683.1	-24226.2	-2595
13-Aug	-2421.4	-6091.7	14345.8	-2107
12-Aug	-423.0	506.1	-5124.7	-4681
9-Aug	461.0	3665.5	95.7	407
8-Aug	-2943.2	-10224.1	61241.7	-2627
7-Aug	-1032.5	3054.3	14039.8	-3315

Technical Pivot (Intraday):

	S2	S1	PIVOT	R1	R2
NIFTY	24070	24120	24175	24230	24280
BANKNIFTY	49605	49780	50040	50215	50475

- The above second chart shows previous trading day's change in Nifty options where Liquidation in OI were seen in 23700, 23800, 23900, 24100 strike Puts and at 24400, 24300, 24200, 24100 strike Calls indicating market is likely to remain positive in the near term.
- Highest OI build-up is seen at 24500 strike Calls and 24000 strike Puts, to the tune of 7.75mn and 10.69mn respectively.

Outlook on Nifty:

Index is likely to open on a gap up note today and is likely to remain positive during the day.

(Price is in Rs; OI is in million units; Price chg and OI chg are in percentage) **NB RESEARCH**

Fresh Longs seen in:					Fresh Shorts seen in:				
Scrip	Price	Price chg	OI	OI Chg	Scrip	Price	Price chg	OI	OI Chg
GLENMARK	1497.7	0.9	5.8	7.3	PEL	884.3	-10.6	13.5	26.6
LAURUSLABS	430.5	2.4	23.1	5.0	MFSL	1040.9	-1.1	4.5	21.6
COFORGE	5890.6	0.4	2.0	3.1	APOLLOHOSP	6515.6	-1.3	1.7	13.5
Short Covering seen in:					Long Unwinding seen in:				
Scrip	Price	Price chg	OI	OI Chg	Scrip	Price	Price chg	OI	OI Chg
TRENT	6447.8	0.8	3.1	-7.8	AARTIIND	599.6	-3.6	17.3	-13.9
JINDALSTEL	928.3	2.2	15.0	-6.2	OFSS	10636.1	-1.0	1.6	-7.7
AUROPHARMA	1519.8	0.7	11.7	-4.9	CHAMBLFERT	488.1	-0.5	13.5	-6.8

NIFTY50 Options OI (CE OI = Resistance) (PE OI = Support)			
Symbol	Highest CE OI	Highest PE OI	CMP
ADANIPTS	1600	1500	1463
ADANIENT	3200	3000	3041
ASIANPAINT	3200	3000	3034
AXISBANK	1200	1100	1157
BAJAJ-AUTO	10000	8500	9753
BAJAJFINSV	1600	1500	1532
BAJFINANCE	7000	6500	6474
BHARTIARTL	1500	1420	1476
BPCL	349.5	319.5	325
BRITANNIA	6000	5400	5664
CIPLA	1600	1500	1570
COALINDIA	530	500	501
DIVISLAB	5000	4700	4667
DRREDDY	7000	6500	6823
EICHERMOT	5000	4600	4744
GRASIM	2700	2800	2518
HCLTECH	1640	1600	1625
HDFCBANK	1700	1600	1614
HDFCLIFE	720	600	689
HEROMOTOCO	5300	5000	5081
HINDALCO	650	600	622
HINDUNILVR	2800	2700	2731
ICICIBANK	1220	1150	1166
ITC	500	500	493
INDUSINDBK	1400	1300	1343

NIFTY50 Options OI (CE OI = Resistance) (PE OI = Support)			
Symbol	Highest CE OI	Highest PE OI	CMP
INFY	1900	1800	1825
IOC	180	170	164
JSWSTEEL	960	900	892
KOTAKBANK	1800	1800	1753
LT	3800	3500	3558
LTIM	5700	5000	5437
M&M	3000	2700	2747
MARUTI	13000	12000	12195
NESTLEIND	2500	2500	2477
NTPC	430	400	397
ONGC	350	300	327
POWERGRID	365	340	332
RELIANCE	3000	3000	2920
SBILIFE	1800	1700	1697
SBIN	900	800	806
SUNPHARMA	1780	1700	1740
TATACONSUM	1200	1214.9	1172
TATAMOTORS	1200	1000	1057
TATASTEEL	170	140	146
TCS	4400	4200	4298
TECHM	1520	1500	1525
TITAN	3500	3300	3405
ULTRACEMCO	12000	11000	11038
UPL	600	550	543
WIPRO	550	500	497

OI against MWPL

Symbol	MWPL	Open Interest	Limit for next day	% OI
INDIACEM	44360911	59084600	Ban	133%
PEL	24116103	29943000	Ban	124%
AARTIIND	41153022	49120000	Ban	119%
GNFC	17249403	18465200	Ban	107%
SUNTV	19704232	19120500	Ban	97%
NMDC	229794455	221737500	Ban	96%
LICHSGFIN	60244101	55548000	Ban	92%
ABFRL	83419778	75301200	Ban	90%
HINDCOPPER	65482129	58750500	3457522	90%
CHAMBLFERT	31488204	28099100	Ban	89%
GRANULES	29633038	26278000	Ban	89%
BANDHANBNK	193370862	170886800	Ban	88%
EXIDEIND	91809066	80577000	6641612	88%
SAIL	289139949	252416000	Ban	87%
IEX	177845485	154901250	14051960	87%
IDFCFIRSTB	966311538	840825000	77170961	87%
MANAPPURAM	109626743	94323000	Ban	86%
NATIONALUM	178967755	153570000	16449367	86%
SBICARD	59683524	50631200	6068147	85%
BATAINDIA	12812405	10849500	1322284	85%
INDIAMART	6087018	5151900	Ban	85%
PNB	591377974	496384000	Ban	84%
RBLBANK	121256568	101367500	Ban	84%
BIOCON	93845890	78332500	Ban	83%
HAL	37934515	31609500	4428289	83%
BANKBARODA	372635498	304118100	49885623	82%
BSOFT	32626827	26617000	Ban	82%
IDEA	7934775627	6456720000	1081316845	81%
CONCOR	55081874	44791000	7536780	81%
ABCAPITAL	161899049	130734000	Ban	81%
IRCTC	60165566	48377000	8780287	80%
LTF	167461848	130807992	28280763	78%
ADANIENT	57646033	44984700	9779031	78%

OI against MWPL

Symbol	MWPL	Open Interest	Limit for next day	% OI
CANBK	672420574	511049250	127750295	76%
BALRAMCHIN	23040698	17328000	4560663	75%
VEDL	339787241	249814500	72983378	74%
ACC	16266067	11907000	3545763	73%
BHEL	256482590	175625625	68032835	68%
TATAPOWER	339616396	227749050	94886526	67%
OFSS	4732126	3142800	1352719	66%
ZYDUSLIFE	50353988	33422400	14413888	66%
PVRINOX	14163124	9336173	4118794	66%
METROPOLIS	5160312	3388400	1513896	66%
TATACHEM	31601465	20727300	9294091	66%
DIXON	7988703	5127500	2461767	64%
ESCORTS	6768976	4310075	2120452	64%
GMRINFRA	716538553	454353750	226357875	63%
NAVINFLUOR	7060735	4404225	2303473	62%
RAMCOCEM	27272201	16729700	9178890	61%
UPL	101555620	62024300	34453539	61%
INDUSTOWER	258462437	154802000	90737315	60%
CANFINHOME	18644752	10902450	6810064	58%
APOLLOTYRE	79567108	46404900	29183852	58%
M&MFIN	118003973	65722000	46381774	56%
IDFC	319996887	175680000	128317042	55%
JUBLFOOD	76153623	40431250	31914691	53%
ASHOKLEY	282419403	148145000	120153432	52%
DLF	128335464	67256475	54662215	52%
POLYCAB	10518888	5472125	4520818	52%
LAURUSLABS	78528143	40619800	33981935	52%
LUPIN	48342192	24996375	20928707	52%
HEROMOTOCO	26088585	13222800	11561355	51%
LTTS	5568481	2793700	2496356	50%

Derivative Recommendations:

Stock Name	Call (Buy/Sell)	Entry price	Targets	Stop Loss	Duration	Status
HINDUNILVR 2800CE	Buy	39	65	25	1-2 Days	Open
IOC 170 CE	Buy	4.4	9	1	Positional	Open
BANKNIFTY Future	Buy	49950	51000	49550	1-2 Days	Open
ASHOKLEY Future	Sell	248.5	240	253	Positional	Open

FROM THE EQUITY DERIVATIVE DESK:

NIRAV HARISH CHHEDA
AVP - DERIVATIVES AND TECHNICAL RESEARCH
E-Mail: nirav.chheda@nirmalbang.com
Tel no: 6273-8199/8000

AMIT BHUPTANI
SNR.DERIVATIVES AND TECHNICAL RESEARCH ANALYST
E-Mail: amit.bhuptani@nirmalbang.com
Tel no: 6273-8242/8000

DISCLOSURES

Research Reports that are published by Nirmal Bang Securities Private Limited (hereinafter referred to as "NBSPL") are for private circulation only. NBSPL is a registered Research Analyst under SEBI (Research Analyst) Regulations, 2014 having Registration no. INH000001766. NBSPL is also a registered Stock Broker with National Stock Exchange of India Limited, BSE Limited, Metropolitan Stock Exchange of India Limited, Multi Commodity Exchange of India Limited, National Commodity and Derivative Exchange Limited and Indian Commodity Exchange Limited in cash and Equity and Commodities derivatives segments.

NBSPL has other business divisions with independent research teams separated by Chinese walls, and therefore may, at times, have different or contrary views on stocks and markets.

NBSPL or its associates have not been debarred / suspended by SEBI or any other regulatory authority for accessing / dealing in securities Market. NBSPL, its associates or analyst or his relatives do not hold any financial interest (Except Investment) in the subject company. NBSPL or its associates or Analyst do not have any conflict or material conflict of interest at the time of publication of the research report with the subject company. NBSPL or its associates or Analyst or his relatives may or may not hold beneficial ownership of 1% or more in the subject company at the end of the month immediately preceding the date of publication of this research report.

NBSPL or its associates / analyst has not received any compensation / managed or co-managed public offering of securities of the company covered by Analyst during the past twelve months. NBSPL or its associates have not received any compensation or other benefits from the company covered by Analyst or third party in connection with the research report. Analyst has not served as an officer, director or employee of Subject Company. NBSPL / analyst has not been engaged in market making activity of the subject company.

Analyst Certification: The research analysts and authors of these reports, hereby certify that the views expressed in this research report accurately reflects my/our personal views about the subject securities, issuers, products, sectors or industries. It is also certified that no part of the compensation of the analyst(s) was, is, or will be directly or indirectly related to the inclusion of specific recommendations or views in this research. The analyst(s) principally responsible for the preparation of this research report and has taken reasonable care to achieve and maintain independence and objectivity in making any recommendations.

DISCLAIMER

This report is for the personal information of the authorized recipient and does not construe to be any investment, legal or taxation advice to you. NBSPL is not soliciting any action based upon it. Nothing in this research shall be construed as a solicitation to buy or sell any security or product, or to engage in or refrain from engaging in any such transaction. In preparing this research, we did not take into account the investment objectives, financial situation and particular needs of the reader.

This research has been prepared for the general use of the clients of NBSPL and must not be copied, either in whole or in part, or distributed or redistributed to any other person in any form. If you are not the intended recipient you must not use or disclose the information in this research in any way. Though disseminated to all the customers simultaneously, not all customers may receive this report at the same time. NBSPL will not treat recipients as customers by virtue of their receiving this report. This report is not directed or intended for distribution to or use by any person or entity resident in a state, country or any jurisdiction, where such distribution, publication, availability or use would be contrary to law, regulation or which would subject NBSPL & its group companies to registration or licensing requirements within such jurisdictions.

The report is based on the information obtained from sources believed to be reliable, but we do not make any representation or warranty that it is accurate, complete or up-to-date and it should not be relied upon as such. We accept no obligation to correct or update the information or opinions in it. NBSPL or any of its affiliates or employees shall not be in any way responsible for any loss or damage that may arise to any person from any inadvertent error in the information contained in this report. NBSPL or any of its affiliates or employees do not provide, at any time, any express or implied warranty of any kind, regarding any matter pertaining to this report, including without limitation the implied warranties of merchantability, fitness for a particular purpose, and non-infringement. The recipients of this report should rely on their own investigations.

This information is subject to change without any prior notice. NBSPL reserves its absolute discretion and right to make or refrain from making modifications and alterations to this statement from time to time. Nevertheless, NBSPL is committed to providing independent and transparent recommendations to its clients, and would be happy to provide information in response to specific client queries.

Before making an investment decision on the basis of this research, the reader needs to consider, with or without the assistance of an adviser, whether the advice is appropriate in light of their particular investment needs, objectives and financial circumstances. There are risks involved in securities trading. The price of securities can and does fluctuate, and an individual security may even become valueless. International investors are reminded of the additional risks inherent in international investments, such as currency fluctuations and international stock market or economic conditions, which may adversely affect the value of the investment. Opinions expressed are subject to change without any notice. Neither the company nor the director or the employees of NBSPL accept any liability whatsoever for any direct, indirect, consequential or other loss arising from any use of this research and/or further communication in relation to this research. Here it may be noted that neither NBSPL, nor its directors, employees, agents or representatives shall be liable for any damages whether direct or indirect, incidental, special or consequential including lost revenue or lost profit that may arise from or in connection with the use of the information contained in this report.

Copyright of this document vests exclusively with NBSPL. Our reports are also available on our website www.nirmalbang.com